




**TARGETS FROM THE COMMUNITY SAFETY PLAN 2013-2014**


ANTI SOCIAL BEHAVIOUR TARGETS	No	Performance Measure	Quarter 1	Quarter 2	Quarter 3	Quarter 4	Status
	1.1	<p><b>Monitor repeat callers to the Police, MAASBT and RSLs.</b></p> <p>Monitor all repeat callers to identify those who may be vulnerable. Provide support to them via the ASB Victim/Witness Support Officer.</p> <p><b>Baseline:</b> 369 repeat callers in 2011/12 (3 or more calls)</p>	<p>ASB Hotline: 30 Police Repeats: 34 Total: 64</p> <p>This compares to 47 in Q1 last year, increase of 17 repeat callers.</p>				☺
	1.2	<p><b>Reduce the perception that ASB is a serious problem.</b></p> <p>Clarify what types of issues residents consider anti-social, whether they report this and if so to whom (via focus groups). Measure satisfaction and perception levels in the Viewpoint/Council yearly survey.</p> <p><b>Baseline:</b> 23.2% of residents perceived high levels of ASB from the Place Survey 2008</p>	<p>Three focus groups completed in March 2013 and one in April.</p> <p>Crime &amp; Disorder Audit due in August 2013.</p>				☺
	1.3	<p><b>Reduce Anti Social Behaviour in the borough.</b></p> <p>Achieve a reduction in the number of Police recorded ASB incidents and service requests dealt with by the MAASBT.</p> <p><b>Baseline:</b> 2011/12</p> <ul style="list-style-type: none"> <li>• Police - 14,965</li> <li>• MAASBT - 3,573</li> </ul>	<p>Police - 3,472/3,086, increase of 386 (+12.5%) on Q1 last year.</p> <p>This gives projection of 13,888 incidents for end 2013/14.</p> <p>MAASBT: 1246 YTD, compared to 1,195 last quarter (+4.2%)</p>				☹

2. ALCOHOL RELATED CRIME AND ASB	No	Performance Measure	Quarter 1	Quarter 2	Quarter 3	Quarter 4	Status
	2.1	<p><b>Increase the number of section 27 notices issued.</b></p> <p>Aim for an overall increase</p> <p><b>Baseline:</b> 392 in 2011/12</p>	<p>49 issued during Q1, giving a projection of 196.</p> <p>Compares to 121 in Q1 last year, reduction of 72 forms.</p>				
	2.2	<p><b>Reduce the number of alcohol related crimes for those on an ATR.</b></p> <p>Cohort taken using ATR data to identify offending one year prior, during and one year after an ATR.</p> <p><b>Baseline:</b> 2011/12</p> <ul style="list-style-type: none"> <li>• 79 starts</li> <li>• 35 completions</li> <li>• 13 breaches</li> </ul>	<p>12 ATRS started (projection YTD 48)</p> <p>9 Terminations (projection YTD 36)</p> <p>2 breaches (7 breaches Q1 2012/13)</p>				
	2.3	<p><b>Reduce the number of alcohol related crimes for those on an ASAR</b></p> <p>Cohort taken using ASAR data to identify offending one year prior, during and one year after an ASAR.</p> <p><b>Baseline:</b> 2011/12</p> <ul style="list-style-type: none"> <li>• 53 starts</li> <li>• 18 completions</li> <li>• 3 breaches</li> </ul>	<p>15 Granted (projections YTD 60)</p> <p>No data available on termination or breaches due to problems with data migration from old to new system.</p>				-

3. VIOLENCE AGAINST THE PERSON TARGETS	No	Performance Measure	Quarter 1	Quarter 2	Quarter 3	Quarter 4	Status
	3.1	<p><b>Maintain a reduction in Violence with Injury</b></p> <p>Reduce year on year</p> <p><b>Baseline:</b> 100 SVCs recorded in 2011/12</p> <p><b>Violence with Injury Baseline :</b> 1128 violence with injury recorded in 2011/12</p>	<p>Financial Year to date = 244/300 reduction of 56 (-18.7%) on last year.</p> <p>Year end projection of 976 offences.</p>				☺
	3.2	<p><b>Reduce Violence Against the Person associated with the night-time economy</b></p> <p>Reduce the number of offences in Stockton Town Centre and Yarm wards</p> <p><b>Baseline:</b> 2011/12</p> <ul style="list-style-type: none"> <li>• Stockton Town Centre - 506</li> <li>• Yarm - 46</li> </ul>	<p>Stockton Town Centre: 76 giving a YTD projection of 304.</p> <p>Yarm - 7, gives projection of 28.</p>				☺
	3.3	<p><b>Reduce repeat perpetrators of Domestic Violence</b></p> <p>Reduce the number of perpetrators of DV who re-offend 6 months after completing a programme year on year.</p> <p><b>Baseline:</b> 23 repeat perpetrators in 2011/12 known to Police prior to the completion of the programme</p>	<p>The perpetrator data not available until end August.</p>				-

3. VI		No	Performance Measure	Quarter 1	Quarter 2	Quarter 3	Quarter 4	Status
		3.4	<p><b>Increase the number of repeat victims in MARAC accessing support from Harbour.</b></p> <p>Increase the take up of support year on year. Aim to increase the % rate of take up based on number accessing treatment as a proportion of all of repeats.</p> <p><b>Baseline:</b> 46 individuals identified as repeat referrals, 36 engaged with Harbour (70%) in 2011/12</p>	<p>36% of repeat MARAC referrals engaged with Harbour in Q1. Further research into these figures are being conducted for end of August</p>				
. DRUG RELATED OFFENDING TARGETS		No	Performance Measure	Quarter 1	Quarter 2	Quarter 3	Quarter 4	Status
		4.1	<p><b>Increase the number of female drug users accessing support.</b></p> <p>Increase year on year</p> <p><b>Baseline:</b> 365 females in treatment in 2010/11 (26% of total in treatment)</p>	<p>284 Females are currently in treatment which represents 26% of the treatment population (311 in treatment Q1 last year)</p> <p>This is in line with the national picture and is not a high priority for the DAAT this year.</p> <p>We continue to work hard to engage the most problematic female drug users who have highly complex needs and have sporadic engagement with treatment services.</p>				

3. VI	No	Performance Measure	Quarter 1	Quarter 2	Quarter 3	Quarter 4	Status
	4.2	<p><b>Increase the number of people leaving treatment services drug free.</b></p> <p>Develop wrap around support services for substance misusers in the treatment system with a focus on abstinence.</p> <p><b>Baseline:</b> 50% planned exits in 2011/12; 144 out of 288 total exits</p>	<p>Q1 data has not been published (scheduled release for 8/8/13 has not been met by Public Health England).</p>				-
	4.3	<p><b>Reduce the number of individuals repeatedly testing positive for drugs within Arrest Referral.</b></p> <p>Use IOM and DIP to provided wrap around intensive support.</p> <p><b>Baseline:</b> 52 individuals tested positive three or more times in 2011/12*</p> <p>NB: baseline re-set using new repeat identification methodology</p>	<p>Changes to drug testing policy mean that we are unable to directly compare performance in 2013 with the baseline.</p> <p>42 individuals tested positive in the 12 months ending 30th June 2013. Testing now excludes those currently actively engaging in treatment</p>				-

5. CRIMINAL DAMAGE TARGETS	No	Performance Measure	Quarter 1	Quarter 2	Quarter 3	Quarter 4	Status
	5.1	<p><b>Reduce Criminal Damage</b></p> <p>Maintain a reduction in offences of criminal damage by achieving a reduction year on year.</p> <p><b>Baseline:</b> 2,472 crimes in 2011/12</p>	<p>541/491, increase of 50 (+10.2%) on last year.</p> <p>However a projection of 2,164 for end 2013/14, which is a reduction on the baseline.</p>				
5.2	<p><b>Reduce the number of repeat victims of Criminal Damage.</b></p> <p>All repeat victims to be visited to identify cause and implement actions to reduce victimisation. Aim for a reduction in numbers year on year.</p> <p><b>Baseline:</b> 34 individuals victim on three or more occasions in 2011/12* NB: baseline re-set using new repeat identification tool methodology</p>	<p>24 Repeat victims for Q1 - compares to 32 in Q1 last year.</p>					

6. EMERGING ISSUES TARGETS	No	Performance Measure	Quarter 1	Quarter 2	Quarter 3	Quarter 4	Status
	6.1	<p><b>Reduce offending among the most prolific offenders</b></p> <p>Reduction in the number of convictions for all those on IOM (PPOs, HCCs &amp; DRRs).</p> <p><b>Baseline:</b> 2011/12</p> <ul style="list-style-type: none"> <li>• PPOs - 85 convictions</li> <li>• HCCs - 245 convictions</li> <li>• DRRs - 117 convictions</li> </ul>	<p>PPOS 19 Convictions 44.5% projected Reduction for end 2013/14.</p> <p>HCCS - 61 convictions, YTD projection of 244 (similar to baseline)</p> <p>No details available for DRRs due to changes in computer systems.</p>				
6.2	<b>Research emerging issues</b>	No problem profiles					-

	<p><b>throughout the year</b></p> <p>Carry out at least four problem profiles / in-depth analyses throughout the year into emerging issues.</p> <p><b>Baseline:</b> four analyses documents</p>	<p>commissioned during first quarter, However scanning documents produced on ASB and numerous reports on individuals for Problem Solving Groups</p>				
--	---	---	--	--	--	--

END